

RUN 1800/2500

OPERA BLUEBUS 230V

For sliding gates weighing up to 1800 kg (RUN1800) and up to 2500 kg (RUN2500).

Ventilated motor with inductive limit switch (RUN1800P/RUN2500P) or electromechanical limit switch (RUN1800/RUN2500I/RUN2500).

Suitable to operate in extreme conditions, in systems for intensive use.

Simple to install: the BlueBUS system enables connections by means of just two wires between the control unit and up to 15 control safety and signalling devices.

Safe: the acceleration settings (at the start of the manoeuvre) and the deceleration settings (at the end of the manoeuvre) are precise and reliable.

The temperature sensor: Run is able to manage force, adapting it to the different climatic and environmental conditions, while adapting the thermal cut-out protection and intensity of self-ventilation, depending on the temperature reading.

A **master/slave** selection also automatically synchronises 2 motors, enabling the automation of sliding gates with two opposing leaves.


Practical and functional: the control unit (and inverter on version RUN2500I), housed inside Run, can be simply connected by means of the practical connector guide.

Very quiet: gear motor on bearings.

RUN2500I version with built-in inverter

Perfect movement: the inverter enables the power supply and drive of the 3-phase motor with single-phase current at 230 Vac, acting on the frequency to adjust speed of the automation from a minimum of 8.2 m/min to maximum 15.4 m/min.

In the automation deceleration phase, the inverter, which dialogues with the control unit, increases the torque, thus improving performance and reducing the risk of the automation blocking on impact with obstacles.



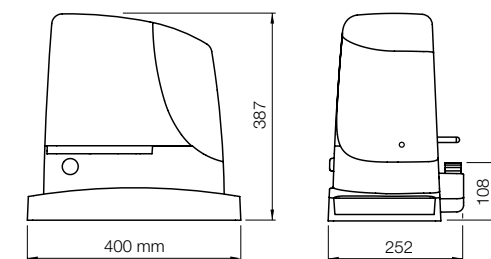
CODE	DESCRIPTION	PACK/PALLET
RUN1800	IRREVERSIBLE, 230 Vac, WITH BUILT-IN CONTROL UNIT, WITH ELECTROMECHANICAL LIMIT SWITCH, FOR SLIDING GATES WEIGHING UP TO 1800 kg	12
RUN1800P	IRREVERSIBLE, 230 Vac, WITH BUILT-IN CONTROL UNIT, WITH INDUCTIVE LIMIT SWITCH, FOR SLIDING GATES WEIGHING UP TO 1800 kg	12
RUN2500	IRREVERSIBLE, 230 Vac, WITH BUILT-IN CONTROL UNIT, WITH ELECTROMECHANICAL LIMIT SWITCH, FOR SLIDING GATES WEIGHING UP TO 2500 kg	12
RUN2500P	IRREVERSIBLE, 230 Vac, WITH BUILT-IN CONTROL UNIT, WITH INDUCTIVE LIMIT SWITCH, FOR SLIDING GATES WEIGHING UP TO 2500 kg	12
RUN2500I	IRREVERSIBLE, 230 Vac, WITH BUILT-IN CONTROL UNIT AND INVERTER, WITH ELECTROMECHANICAL LIMIT SWITCHES, FOR SLIDING GATES WEIGHING UP TO 2500 kg	12

TECHNICAL SPECIFICATIONS

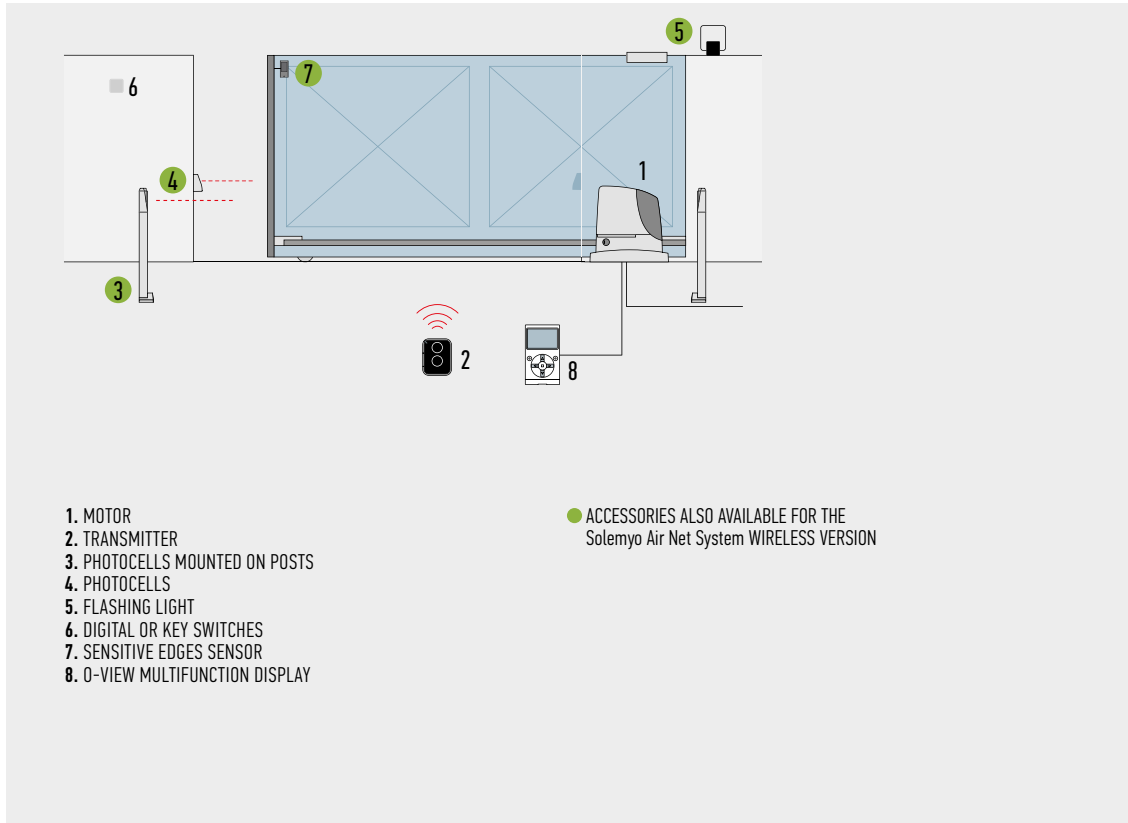
CODE	RUN1800/1800P	RUN2500/2500P	RUN2500I
ELECTRICAL DATA			
POWER SUPPLY (Vac/Hz)	230/50*		230/50-60
ABSORPTION (A)	3	3.8	3.7
POWER (W)	700	870	650
PERFORMANCE DATA			
SPEED (m/s)	0.17		0.26
FORCE (N)	1110	1390	1660
WORK CYCLE (CYCLES/HOUR)	42		56
DIMENSIONAL AND GENERAL DATA			
PROTECTION LEVEL (IP)	44		
WORKING TEMP. (°C MIN/MAX)	-20 ÷ +50		
DIMENSIONS (mm)	400x255x390 h		
WEIGHT (kg)	24.5		25

*60 Hz version available on request.

DIMENSIONS



INSTALLATION DIAGRAM



COMPATIBILITY TABLE WITH CONTROL SYSTEMS AND ACCESSORIES

CODE	RECEIVER			TRANSMITTER				PHOTOCELLS						FLASHING LIGHT							
	Built-in*	FLOX2R*	OXI	ERA INTI	ERA ONE	ERA FLOR	NICEWAY	EPS	EPM	EPL	EPSB	EPMB	EPLB	F210	FT210	F210B	FT210B	EL	EL24	ELB	WLT
RUN1800/1800P			●	●	●	●	●				●	●	●			●	●			●	●
RUN2500/2500P			●	●	●	●	●				●	●	●			●	●			●	●
RUN2500I			●	●	●	●	●				●	●	●			●	●			●	●

*Radio receiver incompatible with Opera system

ACCESSORIES



RUA1
 SPARE CONTROL UNIT
 FOR RUN1800/1800P
 AND RUN2500/2500P.
 PC/PACK 1



RUA2
 SPARE CONTROL UNIT
 FOR RUN2500I.
 PC/PACK 1



RUA3
 SPARE INVERTER
 FOR RUN2500I.
 PC/PACK 1



ROA7
 M4 RACK, ZINC COATED,
 22X22X1000 mm.
 PC/PACK 10



ROA8
 M4 RACK, 30X8X1000 mm,
 ZINC COATED WITH SPACERS
 AND SCREWS.
 PC/PACK 10



ROA81
 M6 RACK, 30X30X1000 mm,
 ZINC COATED, TO BE
 COUPLED WITH RUA12.
 PC/PACK 1



RUA12
 12-TEETH PINION,
 MODULE 6, TO BE COUPLED
 WITH RACK ROA81.
 The Run automation is supplied
 with a module 4 pinion to be used
 with the standard racks ROA7
 and ROA8.
 PC/PACK 1



TS
 SIGNBOARD.
 PC/PACK 1

FOR SWING GATES

FOR SLIDING GATES

BARRIER GATE
 OPERATOR SYSTEMS

FOR GARAGE
 AND INDUSTRIAL DOORS

CONTROL SYSTEMS
 AND ACCESSORIES

COMPATIBILITY TABLE
 AND ALPHABETICAL INDEX